



GLASSHOUSE THEATRE, QPAC

Welcome to the Glasshouse Theatre, QPAC's newest 1,500 seat performance venue. Located in the heart of Brisbane's cultural precinct, this state-of-the art theatre expands QPAC to be Australia's largest performing arts centre under one roof.

This guide is designed to help you prepare for your visit by outlining how to get to QPAC, the key features of the theatre, and available dining options.

GLASSHOUSE
THEATRE



Photography by David Kelly
Glasshouse Theatre (Internals), QPAC

GLASSHOUSE THEATRE

The venue is fully accessible via lifts from Level 1: Entry Foyer.

Russell Street

- Accessible drop off zone
- Patron street entry for stairs or ramp access to Level 1: Entry Foyer

Level 1: Entry Foyer

- Box Office
- Cloakroom

Level 2: (Doors 1 & 2)

- Stalls Seating
- Glasshouse Theatre Stalls Bar & Merchandise Stand
- First Aid room
- Carer's room
- Bathrooms
- Accessible bathroom
- Changing Places facility

Level 3: (Doors 3 & 4)


- Stalls Seating

Level 4: (Doors 5 & 6)

- Balcony Seating
- Glasshouse Theatre Balcony Bar
- Accessible bathroom
- All gender toilets

Level 5: (Doors 7 & 8)

- Balcony Seating
- Accessible bathroom



SENSORY OVERVIEW



SOUNDS

- Directional instructions from staff
- People talking
- Foyer music
- Announcements
- Loud or sudden sounds and applause during performance



FEEL

- Open, airy foyer spaces
- Changes in floor surfaces (concrete, stone, carpet, tactile ground surface indicators)
- Changes in handrail surfaces (bronze, timber, sandstone)
- Air conditioning
- Warmth from sunlight in foyers
- Anticipation before the performance
- Close proximity to others (when busy)



SIGHT

- Reflective curved glass façade in a sea-glass aqua tone
- Natural light in foyer spaces
- Digital screens and directional signage
- Bronze detailing on railings and lettering
- Queensland sandstone finishes
- Spotted gum timber elements throughout foyer spaces
- Ochre carpet in foyers
- Deep emerald seating inside the auditorium



SMELL

- Food & beverages from theatre bars
- Fragrances & perfumes
- New carpet & fabric



Box Office & Cloakroom



Level 1: Entry Foyer

BOX OFFICE & CLOAKROOM

- Ticket collection for the Glasshouse Theatre is available from the Glasshouse Box Office located on Level 1: Entry Foyer and accessed via the Russell Street entrance. Please have your booking reference number ready for collection.
- Open 90 minutes prior to performance.
- Bags larger than A4 size and umbrellas must be left in the cloakroom, located also on Level 1: Entry Foyer.

MERCHANDISE STANDS

Show related merchandise is available from our Merchandise Stand located on Level 2, however this will vary depending on the production and whether merchandise is offered. Open 60 minutes prior to performance.



BATHROOMS

Toilets and accessible toilets are available on levels two, four and five within the Glasshouse Theatre foyer spaces. Level two also features a Changing Places facility and a carer's room. Level four has all gender toilets.



Changing Places facility

*Patrons can obtain a key from the Merchandise Stand for this facility.
If the Merchandise Stand is not open, patrons will need to speak with a member of staff.*



Accessible bathroom facility



Carer's room facility

ACCESSIBILITY

Accessible seating is available for patrons with mobility requirements and their guests. Wheelchair spaces, low-stair seating and options for transferring from a mobility aid can be arranged by calling the Box Office on 136 246. Seating options are also available for guests who require additional space.

QPAC offers selected Audio Described, Auslan Interpreted and Relaxed Performances, as well as Tactile Tours for some productions. Please visit the [QPAC website](#) or contact the Box Office on 136 246 for upcoming accessible performance dates.

Have your needs changed since you booked your tickets? We would welcome your call on 136 246 to talk through your booking and answer any questions you may have about accessibility at QPAC.

Companion Card

QPAC is an affiliate of the Queensland Government's Companion Card program. Companion Card holders receive a complimentary second ticket for their companion. To book Companion Card tickets, please call 136 246 or visit the Box Office in person. Companion Card details must be provided at the time of booking.

Assistive Listening Technology

Hearing augmentation is provided via three separate systems: ListenFM system, the Auracast system and an integrated induction hearing loop system. These systems will offer hearing assistance for all performances and audio description for select performances, with patrons able to choose the system that best suits their needs. Please call QPAC Group Sales on (07) 3840 7466 (Monday to Friday, 9am-5pm) or email groups@qpac.com.au to reserve your device.




QPAC Staff

QPAC staff members wear a black uniform with gold trim and a name tag and are able to assist with directions and any questions you may have.

Hidden Disabilities Sunflower

To support and raise awareness of patrons with a non-visible disability, QPAC is a proud member of the Hidden Disabilities Sunflower program. Wearing a Sunflower is voluntary. By choosing to wear a Hidden Disabilities Sunflower, you can signal to our trained staff that you may need assistance or a little extra time during your visit. To purchase your Sunflower ahead of your visit to QPAC visit www.hdsunflower.com/au



GETTING HERE

Allow plenty of time to travel to QPAC's Glasshouse Theatre. You may need extra time to find parking and make your way to the theatre. As this is a new venue, many people will also be finding their way around for the first time. Arriving early will help you find your seat and get settled before the performance begins.

Drop Off/Loading Zones


Patron and accessible drop-off zones for Glasshouse Theatre are located on Russell Street. The Glasshouse Level 1: Entry Foyer can be accessed via stairs or via a ramp from Russell Street.

Level 1: Entry Foyer

The external doors to the Glasshouse Theatre will open approximately 90 minutes prior to the performance start time. If you want to go straight to your seat inside the auditorium and not spend too much time in the foyers, the auditorium doors opens approximately 30 minutes prior to the start of the performance.



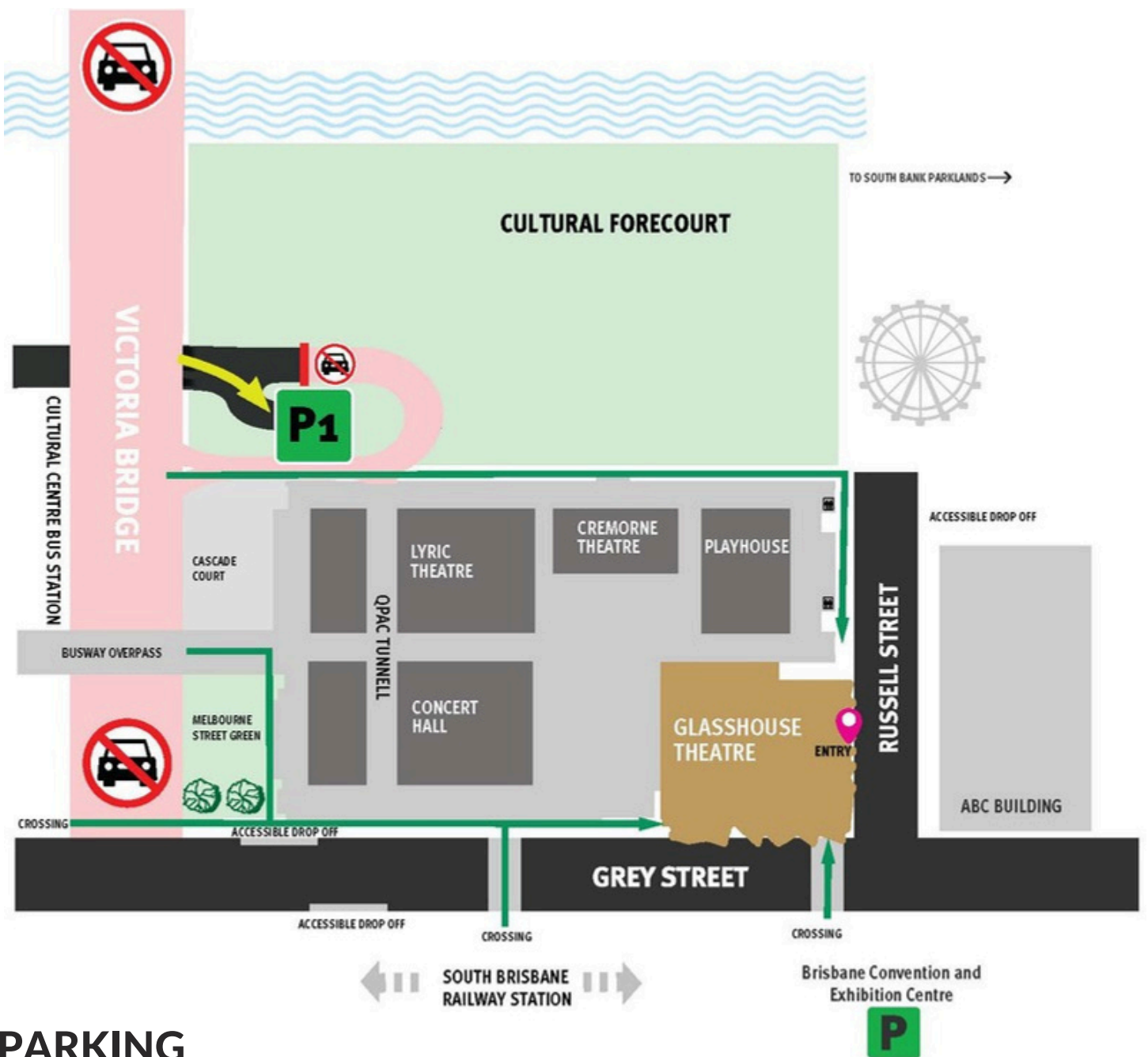
Glasshouse drop-off zones, via Russell St.



Glasshouse accessible ramp, ascending to Glasshouse Level 1: Entry Foyer from Russell St drop-off zones.



Glasshouse accessible ramp, descending to Russell St drop-off zones.



PARKING

Glasshouse Theatre parking options include the Performing Arts Carpark (P1) managed by Arts Queensland and can be accessed via Stanley Place. Parking can be limited during peak times, so arriving early or opting for prepaid parking at P1 is recommended. P1 has 16 accessible parking spaces. Carpark P2 has 13 accessible car parking spaces and Carpark P3 has 6 accessible carparking spaces. Other close parking options include the Brisbane Convention and Exhibition Centre (BCEC) with the closest entry point located on Grey Street.



Performing Arts Carpark (P1), entry via Stanley St.



BCEC entry via Grey St.

PUBLIC TRANSPORT

TRAIN STATION (GREY STREET)

The nearest train station is South Brisbane Station. After departing the station, travel across Grey Street at the traffic lights and travel down Grey Street to Russell Street. Turn left and halfway along you'll find stairs and ramp access to the Glasshouse Theatre Level 1: Entry Foyer.



Photography by David Kelly



BUS STATION

The closest bus station is the Cultural Centre Station. From Platform One, patrons can cross Melbourne Street and turn left onto Grey Street. Alternatively, you can take the lift from the bus station up to Level 2 and walk across the overpass. From there, take the stairs down to Cascade Court at QPAC, or use the lift to return to Melbourne Street. You can also walk to the corner of Melbourne and Grey Street, turn left, and continue along Grey Street to Russell Street.



Cultural Centre Station busway, platform one.



Cultural Centre Station busway, Melbourne St lift.

SOUTH BANK APPROACH

Many patrons arrive via South Bank Parklands, the Neville Bonner Bridge from Queen's Wharf Brisbane, or by crossing Victoria Bridge from Brisbane city and passing the Cultural Forecourt. This route offers wide pedestrian pathways, shaded seating and green spaces, allowing for a gradual and comfortable approach to the theatre.

Helpful tip: There are also nearby grassy areas along the Cultural Forecourt where guide dogs can take a short bathroom break before entering the venue.

Crossing Victoria Bridge to QPAC.

Once you cross Victoria Bridge, you will notice that the concrete surfaces change levels. The Cultural Centre Busway will be on your right. Please also be mindful that scooters and bicycles are permitted in this area and often travel at speed.


You will then need to turn left onto Stanley Street and continue walking alongside the QPAC building. Please note that this section of the walk is outdoors and not undercover, so you may be exposed to the weather.



Approaching QPAC, via Victoria Bridge.

Approaching Glasshouse Theatre via Brisbane River side.

Approaching the Glasshouse Theatre via the Neville Bonner Bridge, South Bank Parklands or the Cultural Forecourt, walk towards QPAC's Playhouse main entry (pictured below), which is directly opposite the ABC building. Travel down Russell Street towards Grey Street. The Glasshouse Theatre will be on your right.



Approaching Playhouse side, via South Bank Parklands.

Photography by David Kelly.

EAT & DRINK BY QPAC

Dining timings: Please allow at least 90 minutes for table service or 60 to 75 minutes for casual venues, and at least 5 minutes to walk to the Glasshouse Theatre from the Northern end of QPAC.



Glasshouse Theatre Bars

Location: Glasshouse Theatre, located on Levels 2 and 4.

Opening Times: Balcony Bar (L4) opens 90 minutes prior to performance, Stalls Bar (L2) opens 60 minutes prior.

About: Variety of beverages, platters and snacks available.

Level 4 Bar will be serving our exclusive Glasshouse Cocktail on tap.

Sensory Note: Space can be busy and noisy before shows and during intervals. Feels bright during the day due to natural light and will be lit in the evening.

Russell Street Wine Bar

Location: Southern end of the QPAC precinct, beside the Glasshouse Theatre and within QPAC's Playhouse Theatre building.

About: Intimate bar serving Mediterranean tapas style plates, wines and non-alcoholic drinks.

Booking: Limited seating, bookings recommended via QPAC website. Walk-ins welcome (subject to availability).

Ordering: Order via QR code or at the bar. Food is served to your table.

Comfort Note: Intimate space with warm, dimmer lighting. Atmosphere may feel lively or relaxed before performances.



Storytellers

Location: Ground level, Melbourne Street Green, northern end of the QPAC precinct.

About: Relaxed outdoor café offering coffee, pastries and all day dining with outdoor and undercover seating.

Booking: Not offered/Walk-ins only.

Ordering: Order at the counter or via QR code. Food is delivered to your table or collected with a buzzer. Takeaway available.

Sensory Note: Background conversation, coffee machine noise, and outdoor sounds including pedestrians, buses and trains (noticeable during busy periods). Located under greenery with natural foliage.



tomtom

Location: Ground level, Cascade Court, northern end of the QPAC precinct.

About: Outdoor venue serving Southeast Asian inspired dishes.

Booking: Not offered/Walk-ins only.

Ordering: Order at the counter, take a table number and food will be delivered to your table or collected with a buzzer.

Good to know: Outdoor space, the venue can feel lively and energetic before performances, with higher noise levels and crowd movement.



Lyrebird

Location: Ground level, Cascade Court, northern end of the QPAC precinct.

About: QPAC's signature restaurant offering full table service and a curated à la carte menu. High Tea is available on selected matinee days.

Booking: Bookings recommended via QPAC website. Walk-ins welcome (subject to availability).

Ordering: Table service dining.

For your Comfort: Indoor dining with softer lighting, ambient music and air conditioning. Generally quieter than other dining areas, though it may become livelier during busy periods.



AFTER THE PERFORMANCE

- House lights will brighten
- Many patrons will exit at the same time
- Foyer spaces may feel busy
- External traffic may be heavier

QPAC is committed to continuous improvement in all aspects of your visit. If you have any feedback, we encourage you to call us on 136 246 or submit it via our website at qpac.com.au/feedback.

Thank you for visiting.



Evening view of the Glasshouse, QPAC from Russell Street.