

A VISIT TO THE
LYRIC THEATRE AT QPAC TO SEE

BEETLE
JUICE

The title 'BEETLE JUICE' is rendered in a stylized, gothic font. Each letter is contained within a rectangular frame that has a crumpled, paper-like texture. The frames are arranged in two rows: 'B E E T L E' on top and 'J U I C E' on the bottom. The color of the frames transitions from dark green on the left to dark purple on the right. A small, bright green beetle is perched on the letter 'I' in the second row.

The Musical. The Musical. The Musical.

THIS VISUAL STORY IS A STEP-BY-STEP GUIDE FOR WHAT TO EXPECT
WHEN SEEING A PERFORMANCE OF BEETLEJUICE THE MUSICAL.

STEP ONE

BEFORE I BOOK TICKETS



I think I would like to go and see Beetlejuice The Musical at the Queensland Performing Arts Centre (QPAC) in Brisbane.

Before I decide to book these tickets, there are a few things I should know.

The show runs for approximately 2.5 hours.

- Act 1 (the first half of the show) usually goes for about 1 hour 10 minutes.
- There is an interval (a 20-minute break) where I can go to the toilet, purchase food or drink, or take photos with my friends and family.
- Act 2 (the second half of the show) usually runs for 1 hour and 5 minutes.

The musical is based on Tim Burton's 1988 beloved film, but a few changes have been made.

This will not be an exact replica of what I see on screen at home.

The story on stage follows the characters you know and love – Lydia and Charles Deetz, Barbra and Adam Maitland, Delia – and of course, Beetlejuice.

Cast members sing, dance, and act on stage in front of amazing sets, with brand new music (and a few you will recognise from the film) by Australia's own Eddie Perfect.

The show contains production effects.

Beetlejuice The Musical contains substantial haze and fog, sudden loud noises, pyrotechnic and strobe lighting effects. (more information about these effects is included in the following pages).

- The music in the show is performed by a live orchestra (the musicians play their instruments in the orchestra pit which is below the stage). The music can be very loud at times.
- I can bring along any tools to help me cope with these effects, such as headphones, ear plugs or sensory toys.

The auditorium is filled with lots of seats, so I will be surrounded by lots of people.

- Before the show starts, music plays throughout the foyers and a repeated bell sound is played when it is time for the audience to take their seats.
- When the performance is about to start, some announcements will be made over the loudspeaker, including a reminder to put my phone away. I am not allowed to use my phone, iPad or tablet and I cannot take photos or film during the show.
- An usher may ask to look into my bag as I go into the theatre – this is just a quick safety check!
- The orchestra will begin to play when the show starts. The audience will go quiet, and the music will be very loud.
- Most people will stay in their seats when the show is on and not sing or talk.
- After a big musical number, the audience will clap loudly and may stand up. I can join in and clap if I would like to, but I don't have to.



STEP TWO

BOOKING TICKETS



Booking Tickets in Person.

If I would like to book in person, I can visit the QPAC Box Office, information on how to get to QPAC and opening hours can be found on the Getting Here page on the QPAC Website [here](#)

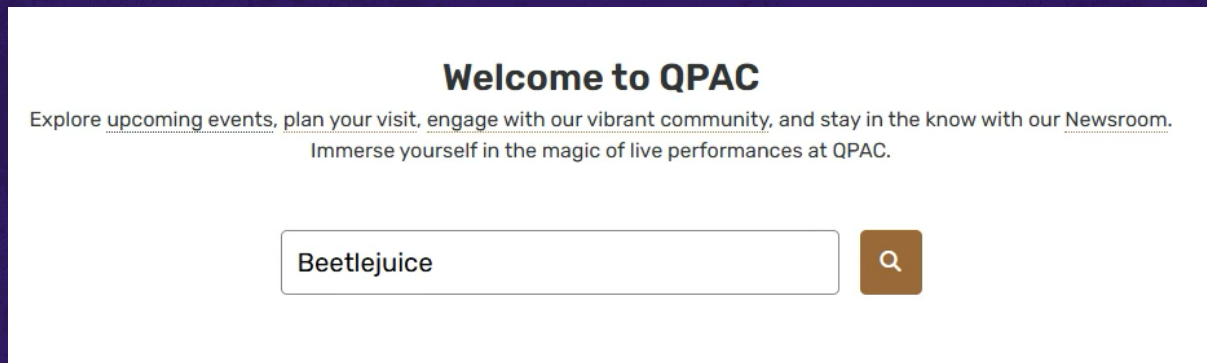
Booking Tickets Over The Phone.

If I would prefer to make a booking by phone or need to make a wheelchair or companion card booking, I can call QTIx on 136 246 to talk to a person who can also answer any questions I have about the performance and the venue.

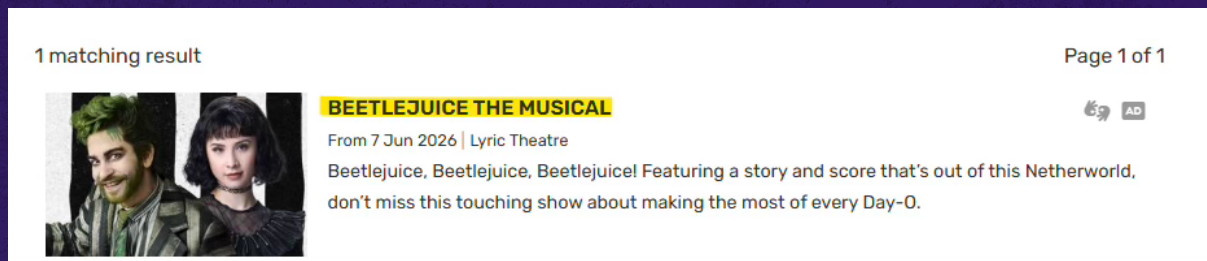
Booking Tickets Online

If I would like to book Beetlejuice The Musical, I can follow the dot points below.

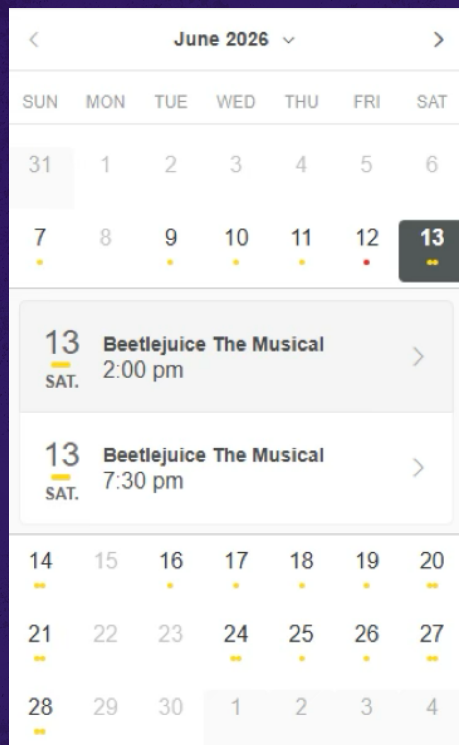
- Visit the QPAC Website (www.qpac.com.au)
- Search for event by name



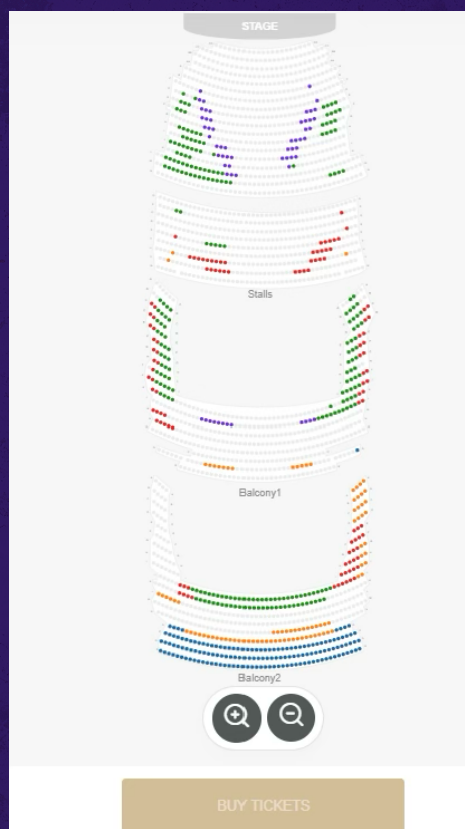
- Click on the show title



- The calendar on the left-hand side indicates the dates a performance will be held. After clicking on the date, the times for the performances that day will be shown. The arrows either side of the month will let me move to another month and see more dates performances will be held.



- Once I have selected the date and time I want I will click on the date in the calendar and the seating chart with the available seats will appear. If I am booking tickets on my laptop or desktop computer, a screen that looks like this will appear:



The different colours mean the seats are different prices. The colours show me the different prices for seats, the grey circles mean the seat is already sold. I can use the plus + and minus - signs at the bottom of the screen to zoom in or out of the map for a better view.

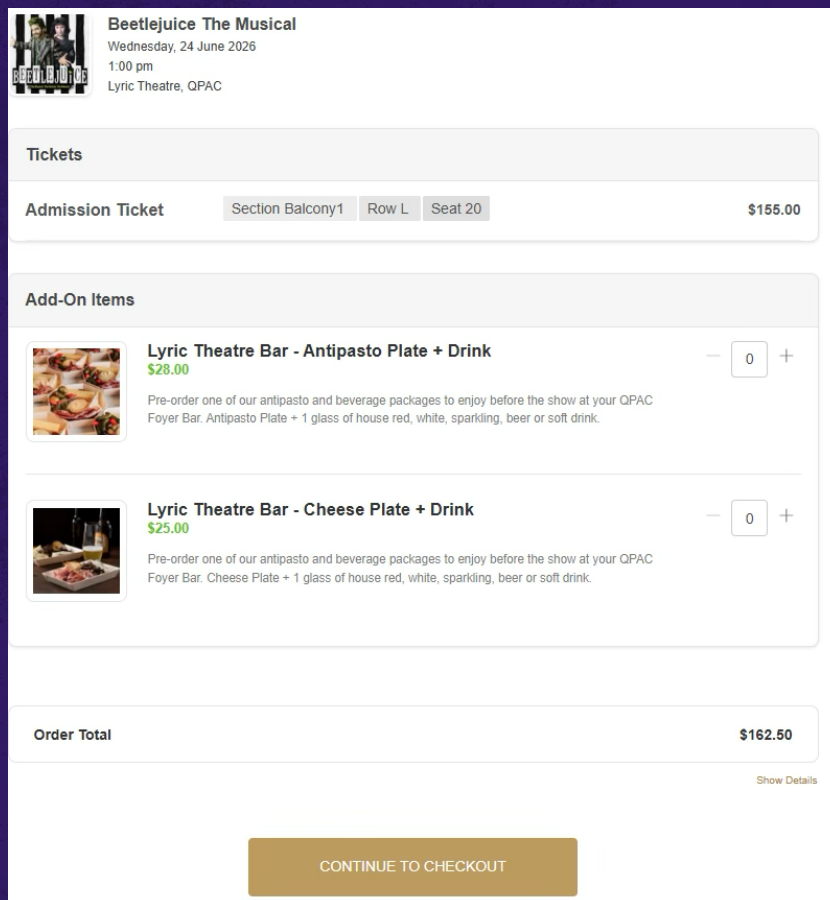
If I hover over a seat with my mouse I can see the price, and the rows and seat numbers. I can also click on Virtual Preview to see what my view would be like from each seat.

If I would like to sit downstairs at the theatre, I'll click on a seat in the Stalls section (closest to the stage). If I want to sit upstairs, I'll click on a seat in Balcony 1 (in the middle section of the seating map) or Balcony 2 (at the bottom section of the seating map). Noting that Balconies 1 and 2 are higher up in the theatre than the Stalls.

When I have decided where I would like to sit, I can click on the seats I want and then click BUY TICKETS at the bottom of my screen.

On the next page I may be asked if I would like to add additional food and beverage to my ticket.

I don't have to decide this now if I don't want to - I can purchase food and drinks at the theatre on the day of my performance.





Beetlejuice The Musical
Wednesday, 24 June 2026
1:00 pm
Lyric Theatre, QPAC

Tickets

Admission Ticket Section Balcony1 Row L Seat 20 **\$155.00**

Add-On Items

 **Lyric Theatre Bar - Antipasto Plate + Drink** - 0 +
\$28.00
Pre-order one of our antipasto and beverage packages to enjoy before the show at your QPAC Foyer Bar. Antipasto Plate + 1 glass of house red, white, sparkling, beer or soft drink.

 **Lyric Theatre Bar - Cheese Plate + Drink** - 0 +
\$25.00
Pre-order one of our antipasto and beverage packages to enjoy before the show at your QPAC Foyer Bar. Cheese Plate + 1 glass of house red, white, sparkling, beer or soft drink.

Order Total **\$162.50**

[Show Details](#)

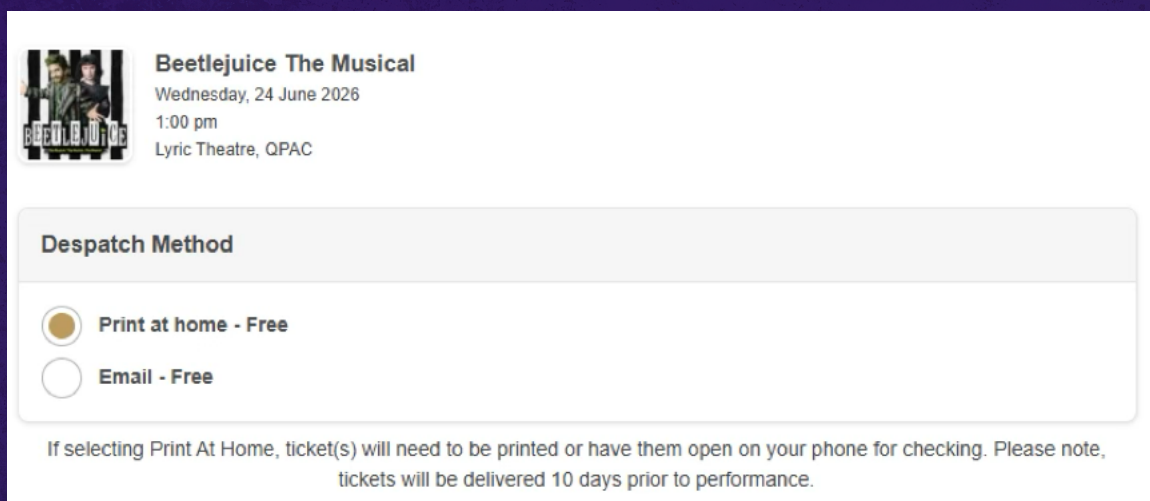
CONTINUE TO CHECKOUT

I then click CONTINUE TO CHECK OUT at the bottom of my screen.

This takes me to the payment screen where I can choose what type of tickets I want.

- If I choose PRINT AT HOME, I will be emailed my tickets, and I can print them to bring to the theatre when I see my performance or show them on my phone.
- If I choose EMAIL TICKETS, I will be emailed a QR Code on my tickets to show on my phone when I come to the theatre.

I won't worry about not receiving my tickets immediately as I know the tickets won't be sent to me until 10 days before the performance.



Beetlejuice The Musical
Wednesday, 24 June 2026
1:00 pm
Lyric Theatre, QPAC

Despatch Method

Print at home - Free

Email - Free

If selecting Print At Home, ticket(s) will need to be printed or have them open on your phone for checking. Please note, tickets will be delivered 10 days prior to performance.

ACCESSIBILITY SUPPORT AT QPAC

Here is some helpful information to support me before and during my visit to QPAC.

1. Booking my visit

Mobility and Wheelchair Seating

If I would like to minimise stairs or have limited mobility, I can call the Box Office on **136 246** before booking.

The number of stairs varies between seating areas. The team can recommend seating options with no or low stairs.

Wheelchair spaces

Wheelchair spaces are available at all performances, subject to availability.

I can book by calling **136 246**.

Transfer Seating

Accessible theatre seats are available in designated areas of the Lyric Theatre if I would like to transfer from my wheelchair into a theatre seat.

I need to provide at least 24 hours' notice so the team can prepare the space.

Staff cannot assist me with transferring between my wheelchair and seat.

Companion Card

If I have a Companion Card, I can receive a complimentary ticket for my companion.

To book Companion Card tickets, I can call 136 246 or visit the Box Office in person.

I will need to provide my Companion Card details when booking. QPAC does not offer companion card booking via its website.

2. Accessible performances

Audio Described Performance and Tactile Tour

If I would like to attend an audio described performance I should book for the show on Saturday 27 June 2pm. I can call QPAC Group Sales team on (07) 3840 7466 Monday to Friday between 9am and 5pm or I can email them at groups@qpac.com.au to make the booking. I can also attend a tactile tour before the show. People attending the tactile tour will meet at 12.15pm on Saturday 27 June at the cloakroom. A tactile tour can provide a unique opportunity for me to explore props and costumes and listen to some of the cast and crew as they eloquently describe some of the visual elements of the production.

Auslan Interpreted Performance

If I would like to attend an Auslan Interpreted performance I should book for the show on Saturday 20 June 2pm. I can book online via the QPAC Accessible Performances webpage qpac.com.au/visit/accessibility/accessible-performances or contact QPAC Group Sales team on (07) 3840 7466 Monday to Friday between 9am and 5pm or via email at groups@qpac.com.au

Assistive Listening

QPAC offers assistive listening systems to help improve the sound clarity during my performance.

If I would like to use an assistive listening device, I can contact QTIX:

Phone: **136 246**

Email: info@qtix.com.au

I can collect my device from the cloakroom before the performance.

Available Assistive Listening systems QPAC offers include:

ListenTech

Works with telecoil hearing aids and cochlear implants.

Auracast

Available in the Lyric Theatre for this performance.

Receivers with headphones or induction loops are available.

Some hearing devices can connect directly.

National Relay Service (NRS)

If I am d/Deaf, Hard of Hearing or have a speech or communication difficulty, I can contact QPAC through the National Relay Service at no cost. I will need to provide the Box Office number **136 246**.



STEP THREE


PLANNING MY TRIP

TO THE THEATRE



What to bring

- If I am bringing a bag, it should be smaller than an A4 piece of paper. Ushers may check my bag, but I don't need to worry as this is just a quick safety check!
- If I need to bring a bigger bag, I can drop this off at the QPAC's cloakroom before my performance. The cloakroom is located on the mezzanine level of QPAC opposite the main box office.



- I can pack any sensory tools that will help me at the theatre, such as earplugs, fidget toys, headphones and dark glasses. I can check in with an usher when I arrive, if I have questions.
- The seats in the theatre are a textured upholstery fabric. If that will make me uncomfortable, I might want to pack something to cover the seat such as a blanket or jacket to sit on.

What to wear

- Many people wear smart casual to the theatre or dress up to make it a special occasion. Some people may come in costume and dressed in outfits dedicated to their favourite Beetlejuice character. I am welcome to wear whatever I am most comfortable in. I can choose to dress up as a character or I can wear whatever I like to wear to restaurants, to the cinema, or to other similar places.
- I won't wear hats inside the theatre, so I don't block the view of the people sitting behind me, but I can wear my headphones if I choose.



How to get there

The Lyric Theatre is located at QPAC on the corner of Grey St and Melbourne St, South Bank and can be accessed via public transport, taxi or car (with parking nearby in the Cultural Centre Car Parks and other car parks within walking distance).

- There is some useful information on the 'Getting Here' page of the QPAC Website to help me plan my travel.
- If I am being dropped off before the performance or picked up after the show, this can be done alongside of QPAC on Grey Street.
- I can be dropped off on the same side of the road as QPAC, or on the opposite side of the road on the same side as the South Brisbane Train Station.
- There are traffic lights nearby that can help me safely cross the road to the QPAC side.

Notes on public transport:

Train - The closest train station is the South Brisbane Train Station and is directly opposite QPAC. Once I exit the train station, I will be able to see QPAC over the road. There are traffic lights that can help me safely cross the road.



Car parking - We suggest parking in the Cultural Centre Car Parks that are right alongside QPAC. P1 car park is the best for the Lyric Theatre, but P2 is also easy walking distance to QPAC. There are a number of other public car parks within walking distance of QPAC. More information about parking at or near QPAC can be found on the QPAC website.

Planning when to arrive:

I can decide what arrival time suits me. QPAC's foyers open 1.5 hours before each performance. Theatre doors open approximately 30 minutes before the performance. It is a good idea to give myself enough time to find my seat and get settled before the performance begins.

- If I would like to arrive as early as possible, the external doors to the theatre usually open around 1.5 hours prior to my performance start time. I can enter the foyer when the external doors are open. Music is often played in the foyers before the show.

- If I want to go straight to my seat inside the auditorium and not spend too much time in the foyers, the auditorium doors open about 30 minutes prior to the start of the performance.

Do I want to eat before the show at the theatre?

QPAC Pre-show Dining

If I would like to eat before the show, QPAC has three ground level dining venues open for Lyric Theatre performances.

QPAC recommends arriving at least 90 mins prior for a relaxed pre-show dining experience.

Storytellers offers café-style dining with QR code mobile ordering if I would like to skip the queue, or I can order in person.


Tomtom serves casual South-East Asian cuisine with fast service and in-person ordering. Tomtom offers QR code ordering direct from your table, with counter ordering still available.

For select matinee performances, Lyrebird also offers a High Tea service. I can make a reservation for Lyrebird via the QPAC website at www.qpac.com.au/visit/eat-drink. I can also call **(07) 3840 7598** or email eatdrink@qpac.com.au if I would like assistance.

Booking in advance is recommended, however walk-ins are welcome subject to availability.

Do I want to purchase a drink or snacks?

If I would like to purchase a drink or snacks I can. When I arrive at QPAC there are food and beverage bars on the ground level foyer space of QPAC. QBAR serves show-themed cocktails, a range of alcoholic and non-alcoholic drinks, and barista-made coffee and tea before the performance.



On Level 2 in the Lyric Theatre foyer, I can purchase food and drinks before the show or during the interval. If I have pre-ordered a drink, antipasto or cheese platter, I can collect it from the Lyric Theatre Bars before the performance begins.



Slushies, snacks and popcorn are also available on this level from the pop-up Champagne Bar.



If I do not want to purchase from a bar I can also purchase from vending machines located on Level 2.

Bar areas may become busy and louder before the show and during the interval.

Cashless Theatre Bars

The Theatre Bars at QPAC are cashless. I can pay using a card or digital payment method. QPAC's restaurants continue to accept both cash and card payments so if I require this I can go to ground level and purchase from Storytellers or Tomtom prior to the show.

If I am unsure or need assistance, I can speak with a staff member when I arrive. They are there to help me.

If I need to I can bring snacks with me, but I will try not to rustle food packaging too much when I am watching the show.

STEP FOUR ARRIVING AT THE THEATRE



When I arrive at the theatre, there will likely be lots of people moving around on the ground floor and travelling up the stairs to the Lyric Theatre.

There will be signs on the glass doors on the ground floor entry of the building and hanging down from the ceiling to show me the way to the Lyric Theatre. On the ground floor level, I will find lifts and a central stairway that lead up to the box office and cloakroom level and then to the Lyric Theatre foyer level.

QPAC Ground Floor Main Staircase



QPAC Ground Floor Foyer Main Glass Lift




I will also see QPAC ushers and staff in black uniforms with black long pants and black jackets that have gold trim and they will be wearing name tags. These staff are there to help me and will be very happy to help me with directions. The Lyric Theatre has many levels, lifts, stairs and corridors and can be hard to navigate. I can ask QPAC staff whenever I need for directions and assistance to my seat.



Do I need to collect my tickets?

If I selected VENUE PICKUP when I purchased my tickets or, If I am having trouble accessing my tickets on my phone, I can pick up tickets from the box office. Once I arrive at the theatre, I should follow the signs that will take me up to the mezzanine level where the main box office is located. There will be QPAC staff behind the box office counter that I can approach and ask for my tickets. They will also be able to assist me with any questions about the venue and show me the way to enter the theatre.

QPAC's Box Office, pictured below:



Do I want to purchase any merchandise?

The main merchandise stand is on the Lyric Foyer level opposite the main Lyric Bar and will be open before the show, at interval and at the end of the show. There is also a display of merchandise clothing downstairs and a small stand to buy programs on the ground floor near the stairs.

Staff may yell the word 'programs' to encourage me to purchase a program. I don't have to do this, and I can simply walk past them. To see what merchandise will be available to purchase, I can visit the merchandise page on Beetlejuice The Musical website.

<https://aracaeventmerch.com.au/collections/bjm-homepage>

What if I need to go to the toilet?

Toilets are located on all levels of QPAC, and there are signs to help guide me. I can also ask a QPAC staff member for assistance. Staff wear black uniforms with gold trim and a name tag. Staff can help me find the nearest toilet if needed. Female and male toilets are available, as well as an all gender toilet on the Mezzanine Level. Bathroom areas may become busy and louder before the show, during the interval, and after the performance. There are hand dryers in all bathrooms, and they can be loud. Paper towels are also available if I would prefer not to use the hand dryer. It may help to use the toilet before the show starts so I do not miss any part of the performance. If I need to use the bathroom during the performance, that is okay. I can quietly leave the theatre and return when I am ready. Staff can assist me if I need help.

If I require accessible toilets?

I do not need to worry as accessible toilets are within close proximity to QPAC's Lyric Theatre, and can all be accessed via lift. I can speak with a staff member to direct me to the closest location. If I would like to know, the Lyric Theatre Bathrooms locations are:

- Mezzanine;
- Lower Minstrel;
- Levels 2;
- Level 4;

QPAC's Accessible toilets, pictured below:



When I am at QPAC

If I need help

If I need assistance at any time, I can approach a member of staff. Front of House staff, also known as Ushers, wear black uniforms with gold trim and name tags (pictured below).

I can say something like:

"Excuse me, can you please help me? / How do I... / I need help with... / I have a question about..."

I do not feel that I need to explain everything at once. Staff are there to support me.

If I become seperated from my group

Before the performance, it may help to choose a meeting place in case we become separated.

If I become separated from someone in my group, I can also talk to any of the QPAC staff in black uniforms with name tags as they have radios that they can talk with all other staff and will be able to help me. I do not need to worry.



Can I wear my Hidden Disabilities Sunflower?

QPAC is part of the Hidden Disabilities Sunflower program.

If I choose, I can wear a Sunflower lanyard or pin to let staff know I may need extra time or assistance. I do not need to wear one to receive support.

If I would like to purchase one before my visit, I can do so online by visiting <https://hdsunflower.com/au/shop/sunflower-wearer.html> or scanning the QR code in the picture below.



STEP FIVE READY TO TAKE MY SEAT



The space where I will sit and watch the show is called the auditorium. The doors to the auditorium will open approximately 30 minutes prior to the performance start time. When the doors open an announcement will be made over the loudspeaker in the foyer. When I hear this is a good time for me to find my ticket or open my phone and have my ticket ready on screen; with the brightness up and dark mode turned off.

When the auditorium first opens is usually the least busy time to enter.




I don't have to wait, but if I prefer to wait until most people have already entered the auditorium I can. If I choose to wait, a repeated bell sound will play over the speakers in the foyer immediately before the show is about to start. This means that the start of the show is imminent and I should take my seats now, so I don't miss the start.




My ticket gives me the information of how to find my seat in the auditorium. The below is a sample ticket, and my ticket will look a bit different.

QPAC Beetlejuice The Musical sample ticket (pictured below):



THIS IS YOUR TICKET
Please print this page or have open on your phone for checking.
One ticket per page in this document.
DO NOT DUPLICATE - ONE ENTRY PER SCAN



Lyric Theatre, QPAC
MICHAEL CASSEL AND
WARNER BROS. PRESENT
BEETLEJUICE THE MUSICAL
Friday, 19 June 2026 7:30 pm

329573822206585350
Stalls-O-18

Ticket Price \$170.00
Purchased By Event Builder Test
Ticket Type Admission
Order ID TF742GN

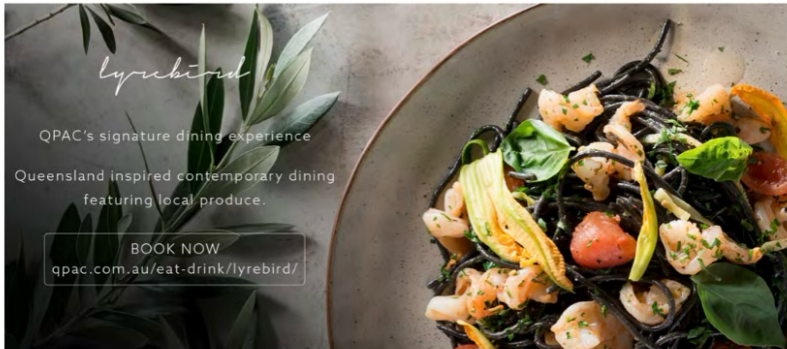
Door 4

SECTION
Stalls

ROW
O

SEAT
48

For most performances, latecomers cannot be admitted until a break in the performance. Please allow plenty of time to cover traffic and parking delays.



lyrebird
QPAC's signature dining experience
Queensland inspired contemporary dining
featuring local produce.
BOOK NOW
qpac.com.au/eat-drink/lyrebird/

Ticketing Terms and Conditions
This ticket is sold or issued by QTIX as agent for the Presenter (show on the front of the ticket). All complaints or claims are the responsibility of the presenter.
Terms and Conditions of Sale include:
1. The ticket will not be exchanged or refunded after purchase, except as provided in the Live Performance Australia Code of Ticketing Practice, Consumer Code available at Live Performance Australia (LPA Code) or as required by law, including the Australian Consumer Law.
2. The Presenter may add, withdraw, or substitute artists or vary advertised programs, venues, seating arrangements, or audience capacity.
3. The ticket must not be resold at a premium or for commercial purposes without QTIX or the Presenter's prior written consent. A ticket sold in contravention of this condition may be seized or cancelled and the bearer of the ticket may be denied admission without a refund.
4. The right of admission is reserved by the venue and the Presenter. By attending an event, you agree to the venue's terms and conditions of entry. You may be refused entry or required to leave the venue if you do not comply. Recording devices may not be permitted. Bags and possessions may be inspected.

There are a number of exciting new construction projects underway in and around QPAC.
Visit the QPAC website for more information:
qpac.com.au/visiting/projects/

Please see the full QTIX Ticketing Terms and Conditions at www.qpac.com.au/terms_conditions or by calling QTIX on 136 246. QTIX is owned and operated by Queensland Performing Arts Trust (ABN: 13 987 571 128)

- The blue oval shows me which level my seat is on. It will say either Stalls, BALCONY 1 or BALCONY 2. I will need to go to the applicable level first in the foyers before I can enter the auditorium.
- The yellow rectangle shows me which DOOR I need to enter through. At QPAC Lyric Theatre the doors to the auditorium are all numbered. I will need to go through the same numbered door as what is on my ticket. If I can't easily find the door that is numbered on my ticket, I can ask a member of staff for assistance.
- The red circle shows me the ROW letter and the red square shows me the number of my SEAT.

- When I have found my door, a member of staff (wearing a black uniform with gold trim) will ask to see my ticket. They will check my ticket so if I have a printed ticket I should have it ready, if I have my ticket on my phone, I should have my phone open and ready to show the staff member. The staff member will point me in the direction of my row. I should check each row until I have found the same row letter that is on my ticket. Once I have found my row I can then walk along the row until I have found the same seat number that is on my ticket.
- People may have to pass me to get to their seat. I can stand up to make it easier for them to get past.
- Now is also a good time to turn my phone off or turn it to Do Not Disturb mode. Phone use or filming/photography is not permitted during the show. I can use it at interval or after the performance has finished. I can film the cast bowing at the end of the show. This is called the curtain call.
- If I am running late and the performance has already started, a staff member will greet me. They'll wait to show me to my seat when there is a suitable break in the performance. If I am late, I may have to wait until there is a break in the performance so I can enter with minimal disruption. The QPAC staff member will help me enter the theatre as soon as possible.

STEP SIX

WATCHING ACT 1 (AND PRODUCTION EFFECTS)



Viewing Room

If I need a break at any time, I can quietly leave the theatre and return when I am ready. A viewing room is available if I would prefer to watch the performance in a quieter space. An usher can assist me to access this area.

Before the show starts an announcement will be made over the speaker. The theatre will go darker; the audience will stop talking and they may clap. The orchestra (from the pit underneath the stage) will start to play loud music. At the end of each number, the audience may applaud. I can join in and clap if I want to. If I am sensitive to loud noises,

SCENE	TIME	EFFECTS	SCENE DESCRIPTION
PRE-SHOW			
Preshow	20min	Atmospheric haze, music, tracking lighting throughout auditorium	Haze through a gap in the house curtain, colourful lighting tracks throughout auditorium
ACT ONE			
Overture	2.5mins after announcement	Strobe, evil laugh and loud musical overture with singing	Overture – Loud musical orchestration with strobe lighting
Prologue: Invisible	3mins	Haze covering stage throughout scene and rain projection.	At the graveyard funeral for Emily Deetz. Lydia, her daughter, mourns the loss of her mother.
The Whole 'Being Dead' Thing	4mins	Haze covering stage throughout scene.	We meet Beetlejuice for the first time. He explains he is invisible to the living unless his name is said three times.
The Whole 'Being Dead' Thing	5:15mins	Strobe flash	Beetlejuice points guitar at the audience pretending to shoot them with his guitar

SCENE	TIME	EFFECTS	SCENE DESCRIPTION
ACT ONE			
The Whole 'Being Dead' Thing	6:15mins	Large sandworm puppet appears audience left	Beetlejuice introduces Sandworm puppet
The Whole 'Being Dead' Thing (Ending)	8mins	Strobe, lightning, rain effect	Lightning strikes, lighting up the stage
Day-O (The Banana Boat Song)	50mins	Strobe, Haze	When Lydia's plan fails to scare the guests she desperately says Beetlejuice's name three times to bring him to life.
End of Day-O	51 mins	Pyro/Strobe	Beetlejuice produces magic and sends sparks flying onto the roof of the house. Turning it black and white. Beetlejuice sends another spark flying
The Whole 'Being Dead' Thing	52mins	Haze covering stage throughout scene.	Large Beetlejuice puppet with head and hands only appears and sings. Hands start chasing characters around the stage until they leave the house.
Final Act One moment	53mins	Strobes/flashes	The house has now being taken over by Beetlejuice.

STEP SEVEN INTERVAL



Act 1 usually runs for about 1 hour 10 minutes. At the end the cast sing Day-O, there are some flashing lights and the curtain comes down.


After this there will be an interval (a 20-minute break). The lights in the auditorium are turned back on.



- If I need to go to the toilet, it is a good idea to go and line up now as there will be a queue.
- I may also wish to purchase food or drink, purchase merchandise or take a photo with the Beetlejuice branded photo moment, however I should keep an eye on the time and make sure I have enough time to get back to my seat for Act 2.
- I can also stay in my seat in the auditorium if I would prefer.

A repeated bell sound will play throughout the foyer when Act 2 is about to start, so I'll know when the show is about to recommence.

When I take my seat, the orchestra will again start to play loud music and the lights in the auditorium will be turned off once again.



INTERVAL

Interval	20min Interval	Animation/Strobe. Thunder clap and lightning flash	A loud thunder clap and lightning flash open the second act. It is musically loud with lots of flashing lights.
----------	----------------	--	---

STEP EIGHT

WATCHING ACT 2

(AND PRODUCTION EFFECTS)



Act 2 (the second half of the show) usually runs for about 1 hour and 5 minutes. If I am sensitive to loud noises, bright lights and other production effects, there are a few moments in Act 2 that I might want to know about in advance so that I can prepare my coping tools:

SCENE	TIME	EFFECTS	SCENE DESCRIPTION
ACT TWO			
Entr'acte	3mins	Strobe, thunder clap and lighting flashes	There is a black out and strobe lighting to reveal external house.
House reveal	5mins	Strobe, thunder clap and lighting flashes	Reveal the inside of the house.
Beautiful Sound	8mins	Haze	The clones arrive in a mist of haze.
Beautiful Sound cont	9mins	Strobe flashes	Beetlejuice casts a spell on the old lady, pizza and delivery man to make them dance.
Beautiful Sound cont	12mins	Haze, Sandworm vocalization	Large Sandworm appears and roars
The Whole 'Being Dead' Thing	28mins	Strobe-lightning flash, thunder clap	As Lydia enters reading a spell from the 'Handbook for the recently deceased' there is a lightning flash and thunder clap.
Soulbox	29mins	Pyro/Strobe, thunder and loud vocalization	The Soulbox emits bright lights and loud evil laughter. During the spell the room begins to moan and shake. Beetlejuice tricks Lydia into reading a passage that accidently begins exorcising Barbara. Beetlejuice appears and sends sparks around the house.

SCENE	TIME	EFFECTS	SCENE DESCRIPTION
ACT TWO			
Netherworld doorway	30mins	Smoke and haze	Beetlejuice creates the doorway to the Netherworld. There is smoke haze coming from inside.
Netherworld	32mins	Strobe, loud thunder claps	The scene reveals the Netherworld.
Netherworld cont	34mins	Haze	Whilst in the Netherworld there is a blanket of haze.
Creepy Old Guy	44mins	Confetti cannon	When Beetlejuice presents himself as the handsome groom cannons shower him in confetti.
Creepy Old Guy cont	52mins	Strobes, flashing lights, loud crashing sounds	Beetlejuice and Lydia say "I do" making him immortal.
Creepy Old Guy cont	54mins	Haze	Adam Maitland opens the Netherworld which emits green haze.
Beetlejuice riding Sandworm	56mins	Haze, flashing lights, loud demonic voice	Juno starts to cast a spell but Beetlejuice enters riding the Sandworm which eats her. Large Sandworm enters and eats Juno.

STEP NINE

END OF THE SHOW



Once the show has finished, the cast will perform what is called the 'curtain call' or the 'bows. Each actor will walk to the front of the stage and bow. The audience will clap loudly, and some may even stand up. I can join in and applaud if I want to, but I don't have to. I can take my phone out and film this part.

- The lights will turn back on, the orchestra will continue to play for some time, and the entire audience will start to walk out of the auditorium.
- If I would prefer not to exit with the crowd, I can wait in my seat for the crowds to disperse. If other people are walking past me to leave, I might stand up to make it easier for them to exit.
- I will remember to check that I have all my belongings before I leave the auditorium.

ACT	SCENE	TIME	EFFECTS	SCENE DESCRIPTION
CURTAIN CALLS				
2	Bows	58mins	Sandworm enter audience left, loud vocalization.	There is a black out and strobe lighting to reveal external house.
2	Bows	1:02 hrs	Streamer cannons	During the bows there are confetti streamers which make a loud bang and spray the audience with streamers

STEP TEN

LEAVING THE THEATRE



If I have left anything in the cloakroom, I will pick it up before leaving the theatre. I can walk out any venue door as I leave. If I am getting picked up, most people get picked up alongside QPAC on Grey St. If I would prefer a less busy location, I might choose to cross Grey St to the same side as the South Brisbane Train Station and there is a pickup zone towards Melbourne St before the traffic lights.

Otherwise, I can take public transport home or return to my car in the carpark.